Adult
© Teo Eng Wah

MyBIS: 53772

IUCN Red List

Least Concern (LC)

GPAV

HPAV

Wirot's Palm Pit Viper (EN)
Trimeresurus wiroti

Adult
© Teo Eng Wah

Adult
© Teo Eng Wah

© Teo Eng Wah
Adult

© Gernot Vogel
Adult

Adult
Female
© Teo Eng Wah

MyBIS: 57443

IUCN Red List
Least Concern (LC)

GPAV
HPAV

Bornean Keeled Pit Viper (EN) Ular Kapak (BM)
Tropidolaemus subannulatus

© Indraneil Das
Male
Adult

Adult
Female
© Teo Eng Wah

© Teo Eng Wah
Male
Juvenile

© Teo Eng Wah
Male
Juvenile

© Teo Eng Wah
Female
Juvenile

Adult
Female
© Teo Eng Wah

MyBIS: 21662

IUCN Red List

Least Concern (LC)

GPAV

HPAV

Wagler's Pit Viper (EN) Ular Kapak Tokong (BM)
Tropidolaemus wagleri

Adult
Female
© Teo Eng Wah

Adult
Male & Female
© Teo Eng Wah

© Teo Eng Wah
Male
Adult

© Teo Eng Wah
Male
Adult


© Teo Eng Wah
Male
Adult

Snakebite:

Do's

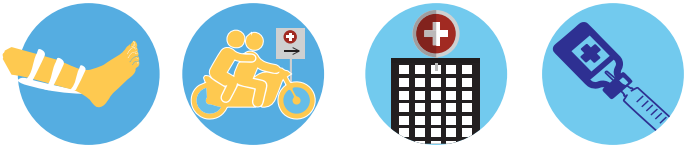

Calm down, reduce movements and immobilize

Bring patient to the nearest hospital with emergency care

Don'ts

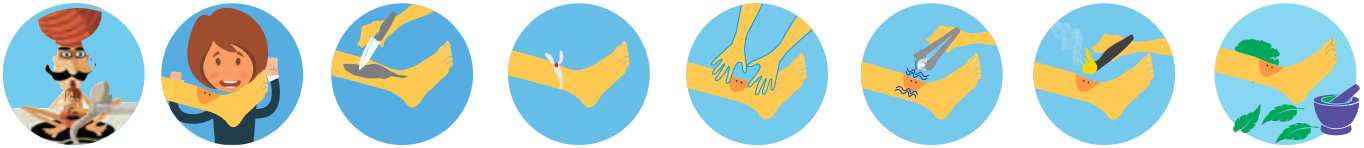

Go to a tantrik or shaman

Suck the wound

Cut the wound

Tie ligatures

Massage

Apply ice or electric shock

Burn the wound

Apply or ingest herbal remedies

ANTIVENOMS APPROPRIATE FOR MALAYSIA		
Antivenom raised from	Antivenom manufacturer	First Dose/vials
Monocled Cobra, *Naja kaouthia*	QSMI Thai Red Cross: Cobra Antivenin to neutralize 0.6 mg/ml of venom	100mls/10 vials Subsequent dose 1-2 hr
King Cobra, *Ophiophagus hannah*	QSMI Thai Red Cross: King Cobra Antivenin to neutralize 0.8 mg/ml of venom	100mls/10 vials Subsequent dose 1-2 hr
Malayan Krait, *Bungarus candidus*	QSMI Thai Red Cross: Malayan Krait Antivenin to neutralize 0.4 mg/ml of venom	50mls/5 vials Subsequent dose 1-2 hr
Banded Krait, *Bungarus fasciatus*	QSMI Thai Red Cross: Banded Krait Antivenin to neutralize 0.6 mg/ml of venom	50mls/5 vials Subsequent dose 1-2 hr
Malayan Pit Viper, *Calloselasma rhodostoma*	QSMI Thai Red Cross: Malayan Pit Viper Antivenin to neutralize 1.6 mg/ml of venom	30mls/3 vials Subsequent dose 6 hr
Green Pit Viper, *Cryptelytrops albolabris*	QSMI Thai Red Cross: Green Pit Viper Antivenin to neutralize 0.7 mg/ml of venom	30mls/3 vials Subsequent dose 6 hr
Malayan Pit Viper, *Calloselasma rhodostoma*, Green Pit Viper, *Cryptelytrops albolabris*, SEA Russell's Viper, *Daboia siamensis*	QSMI Thai Red Cross: Hemato Polyvalent Snake Antivenom	30mls/3 vials Subsequent dose 6 hr
Monocled Cobra, *Naja kaouthia*, King Cobra *Ophiophagus hannah*, Banded Krait, *Bungarus fasciatus*, Malayan Krait, *Bungarus candidus*.	QSMI Thai Red Cross: Neuro Polyvalent Snake Antivenom	50-100mls/ 5-10 vials Subsequent dose 1-2 hr
Tiger Keelback, *Rhabdophis tigrinus*	Japan Snake Institute: Tiger Keelback, *Rhabdophis tigrinus* antivenom	One vial (one additional vial if clinically indicated/available)
Beaked Sea Snake, *Hydrophis schistosus*	CSL, Australia: Sea Snake Antivenom	10-30mls/1-3 vials Subsequent dose 1-2 hr

Note:
Subsequent doses are according to the clinical symptoms. Monocled cobra, *Naja kaouthia* antivenom has good cross neutralization with the Equatorial spitting cobra, *Naja sumatrana* venom. Malayan pit viper, *Calloselasma rhodostoma*, SEA Russell's Viper, *Daboia siamensis* and Monocled cobra, *Naja kaouthia* are not indigenous to Borneo. The ViNS Indian Polyvalent antivenom is not appropriate for treating pit viper envenomations in Malaysia. It may have limited neutralizing capacity against the venoms of Equatorial spitting cobra, *Naja sumatrana*, Monocled cobra, *Naja kaouthia*, King cobra, *Ophiophagus hannah* and Malayan krait, *Bungarus candidus*. However, its use is not recommended in Malaysia or SEA region.
Tiger keelback, *Rhabdophis tigrinus* antivenom neutralizes Red-necked keelback, *Rhabdophis subminiatus* venom in animal models and should be considered for severe Red-necked keelback, *Rhabdophis subminiatus* envenomings in humans whenever possible.

Antivenoms Appropriate for Venomous Land Snakes in Malaysia

QSMI Thai Red Cross: Cobra Antivenin to neutralize 0.6 mg/ml of venom

QSMI Thai Red Cross: King Cobra Antivenin to neutralize 0.8 mg/ml of venom

QSMI Thai Red Cross: Malayan Krait Antivenin to neutralize 0.4 mg/ml of venom

QSMI Thai Red Cross: Banded Krait Antivenin to neutralize 0.6 mg/ml of venom

QSMI Thai Red Cross: Malayan Pit Viper Antivenin to neutralize 1.6 mg/ml of venom

QSMI Thai Red Cross: Green Pit Viper Antivenin to neutralize 0.7 mg/ml of venom

QSMI Thai Red Cross: Hemato Polyvalent Snake Antivenom

QSMI Thai Red Cross: Neuro Polyvalent Snake Antivenom

Authors

AHMAD KHALDUN ISMAIL

Senior Medical Lecturer & Consultant Emergency Physician

Department of Emergency Medicine,
Universiti Kebangsaan Malaysia Medical Centre,
Jalan Yaacob Latif, Bandar Tun Razak,
Cheras, Kuala Lumpur.

TEO ENG WAH (VINCE ADAM)

Senior Lecturer

Sports Centre,
University of Malaya,
Kuala Lumpur.

INDRANEIL DAS

Professor

Institute of Biodiversity and Environmental Conservation,
Universiti Malaysia Sarawak (UNIMAS),
Kota Samarahan, Sarawak.

TAKSA VASARUCHAPONG

Veterinarian

Snake Farm,
Queen Saovabha Memorial Institute,
Thai Red Cross Society,
Bangkok, Thailand.

SCOTT A. WEINSTEIN

Clinical Toxinologist & Family Physician

Department of Toxinology,
Women's & Children's Hospital,
North Adelaide, South Australia, Australia.

Image Contributors

Ahmad Khaldun Ismail
Universiti Kebangsaan Malaysia Medical Centre

Gernot Vogel
Im Sand 3, 69115 Heidelberg, Germany

Guek Hock Ping (Kurt aka orionmystery)
Orion Herp Adventure Travel

Indraneil Das
Institute of Biodiversity & Environmental Conservation, Universiti Malaysia Sarawak

Max Jackson
4 Cooba Close, Buderim, Queensland 4556, Australia

Max Ong Wei Ling
Kuching, Sarawak

Mary-Ruth Low
Wildlife Reserves Singapore

Mohd Abdul Muin Md Akil
Universiti Sains Malaysia

Nick Weigner
James Cook University, Australia

Peter Lee Shiuh Hwa
Singapore

Remco Hofland
Rotterdam, The Netherlands

Stephen Hogg
Stephen's Place, Malaysia

Taksa Vasaruchapong
Snake Farm, Queen Saovabha Memorial Institute, Thailand

Tan Song Wei
Kuching, Sarawak

Teo Eng Wah (aka Vince Adam)
University of Malaya

Tom Charlton
Eco Animal Encounters, United Kingdom

Zee Kum Yeng
Penang

References

Cox M.J., Hoover M.F., Lawan C. & Kumthorn T. (2012). *The snakes of Thailand.* Chulalongkorn, University Museum of National History, Thailand. pp. 845.

Das I. (2012). A *Naturalist's Guide to the Snakes of South-East Asia: Including Malaysia, Singapore, Thailand, Myanmar, Borneo, Sumatra, Java and Bali.* John Beaufoy Publishing, Oxford, England. pp. 160.

Das, I., Ahmed, N., & Lim, B. L. (2015). Venomous terrestrial snakes of Malaysia: Their identity and biology. *Clinical Toxinology in Asia Pacific and Africa,* 53-69.

Ismail, A. K. (2015). Snakebite and envenomation management in Malaysia. Clinical Toxinology in Asia Pacific and Africa, 71-102.

Ismail, A. K. (2017). Quick Guide on Snakebite Management for Healthcare Providers in Malaysia. Retrieved June 21, 2017, from https://www.dropbox.com/s/zsz2l7rizoltwjo/Snakebite%20Management%20Guide%20for%20Healthcare%20Providers%20in%20Malaysia. pdf?dl=0

Malaysia Biodiversity Information System. Retrieved June 21, 2017, from http://www.mybis.gov.my/one/

Marlon R., Supriatna J., Liswanto D., Baskoro K., Putra S. & Patty H.R. (2014). *Panduan Visual dan Identifikasi Lapangan: 107+ Ular Indonesia.* Indonesia Nature & Wildlife Publishing, Indonesia. pp. 251.

Rusli N., Marlon R., Lilley R., Ekariyono W. & Laister A. (2016). *Mengenal Ular Jabodetabek - Snakes of Jakarta and Its Surroundings.* Ciliwung Reptile Center, Jakarta, Indonesia. pp. 168.

Sibunruang S., Suteparuk S. & Sitprija V. (2013). *Manual of Practical Management of Snake-bites and Animal Toxin Injury.* Bangkok: Queen Saovabha Memorial Institute, The Thai Red Cross Society, Thailand. pp. 88.

Sitprija V. & Suteparuk S. (2012). *Clinical Physiology of Animal Toxins: An Overview.* Queen Saovabha Memorial Institute, The Thai Red Cross Society, Thailand. pp. 119.

Snake Farm Exhibition, 2010. Snake Farm, Queen Saovabha Memorial Institute, The Thai Red Cross Society, Thailand. pp. 97.

The IUCN Red List of Threatened Species. Retrieved June 21, 2017, from http://www.iucnredlist.org/

Uetz P. & Hošek, J. 2017. The Reptile Database. 15 Oct 2017. *http://www.reptile-database.org. Accessed 6 November 2017.*

World Health Organization. (2016). *Guidelines for the Management of Snakebites, 2nd edition.* World Health Organization: Regional Office for South-East Asia: New Delhi, India. pp. 201.

Land Snakes of Medical Significance in Malaysia

While a majority of snakes occurring in Malaysia are not equipped with venom and constitute little threat to humans, a number of species can cause envenoming that may lead to permanent disability or death. The range of snakes of medical significance in Malaysia encompasses the families Natricidae, Elapidae, Pythonidae and Viperidae. This book highlights thirty-five land snakes with short descriptions and photographs. It is intended as a guide for healthcare providers, permitting them to identify and manage potential envenoming from snakebites. The purpose of this book is also to increase public awareness on the diversity and beauty of our snakes.

Free Ebook

Scan Here

ISBN 978-967-0250-26-7

9 789670 250267